

André Rieu *in Wonderland*

A walk through the amusement park "Efteling"
where this DVD was recorded.

Introduction

In the summer of 2007, André Rieu and the JSO recorded the DVD "Wonderland" in the fairytale park "Efteling" in The Netherlands.

From several people we received requests for more information on this park.

In this document we provide some useful information (how to get there, opening times, etc.) and a "Wonderland walk" through the park, passing by many places you will see in the "Wonderland" DVD.

History of the "Efteling"

Ask any Dutch person above the age of 40 about the "Efteling".

Ten to one they all give you the same answers: "the flying carpet", "dancing red shoes", "musical mushrooms", the "trains" and "Long Neck", to name a few.

Below a picture of my brother and I in one of the little trains. I was about eight years old at that time (± 1963).



The other picture was taken recently (April 2008). I don't know why, but it looks like those trains have shrunk quite a lot, but you still have to peddle like a madman to get around the track in a record time. And still no brakes, but good bumpers.

But most important: all those popular attractions from the early days of the park are still there and in high demand!

The history of the Efteling goes back to 1933, when a few people had an idea to start a sports park with a soccer field and a small playground. In time a larger playground was added. In 1950 the park was expanded and in 1952 the fairytale forest opened to the public. A famous Dutch artist called Anton Pieck was the creative genius behind the design of the park and its attractions. His legacy can still be found all over the park. (More about him, see page 33). Until that time, the main attractions in the Netherlands consisted of playgrounds and zoos. The fairytale forest was an immediate success and a revelation in the attraction industry of those days.

Some people think the park was based on the ideas of the Disney parks, but Walt's park opened in 1955 in Anaheim. The ideas of the Efteling originated well before this time! In the following years more and more attractions were added, but really received a boost when Disneyland Paris was opened in 1992.

Competition? Yes, not only from "Disneyland Paris" (I still prefer the original name of "Euro Disney"), but from various rollercoaster parks, Warner Brothers Movie World, etc. But the Efteling survived and has never been more popular than today.

The park has become so big that, especially during the busy summer period, it may not be possible to visit the park and see everything in one day.

Hotels in and around the park.

Efteling hotel,

Adjacent to the park and has its own guest entrance, with no queues to enter.

The hotel has 103 standard rooms (for 2 or 4 persons) and 20 theme suites, which are decorated after a park attraction. Imagine sleeping in Sleeping Beauty's bed and your prince steps out of the bathroom....

At the end of 2009 the Efteling added a large bungalow park called "Bosrijk" with beautifully themed holiday cottages.

Hotel Efteling and Bosrijk cottages

Horst 31

5171 RA Kaatsheuvel

T +31 (0)416 288111

F +31 (0)416 - 287 199

informatie@efteling.com

www.efteling.com



Other hotels close to the park:

Hotel De Kroon

Gasthuisstraat 140

5171 GJ Kaatsheuvel

T +31 (0)416 - 273567

hotelkaatsheuvel@planet.nl

www.hotelkaatsheuvel.nl

5 minutes walk to the park.

Hotel Den Drent ***

van Heeswijkstraat 1

5171 KJ Kaatsheuvel

T +31 (0)416 - 272480

F +31 (0)416 - 540469

info@hoteldendrent.nl

www.hoteldendrent.nl

NH Waalwijk ****

Bevrijdingsweg 1

5161 BZ Waalwijk (Sprang Capelle)

T +31 (0)416 - 674684

nhwaalwijk@nh-hotels.com

www.nh-hotels.com

More information can be found on the website of the Efteling: www.efteling.nl

At the bottom of the screen you can select the desired language.

See also page 4 on how to get to the park and park access details.



Together with Pardoes, the mascot of the Efteling, we hope that you will enjoy the Wonderland walk.

How to get there / park access (2011 season).

The Efteling is located in Kaatsheuvel, a small town between Waalwijk and Tilburg in the heart of the province Noord-Brabant.



By car

The Efteling has a large car parking area, adjacent to the park. Parking fee: € 8.00 per day.

From Amsterdam/Utrecht:

(A2), follow: 's-Hertogenbosch, exit Gorinchem-Breda (A27), exit Waalwijk (A59), at Waalwijk follow signs to "Efteling" (N261).

Distance from Amsterdam: 105KM

From Maastricht:

(A2) towards Eindhoven, then follow Tilburg (A58), exit Tilburg-Noord / Waalwijk, and follow signs to "Efteling". Distance from Maastricht: 135KM (85mls), 1 hour 30 minutes.

By train (Netherlands):

From Amsterdam:

Take a train to 's-Hertogenbosch. Amsterdam Central Station trains leave at .08 and .38 minutes past the hour from platform 5. In 's Hertogenbosch find bus platform and take bus #137 or #168. Total travel time from Amsterdam: about 2 hours

From: Maastricht: Trains (intercity with final destination of Alkmaar) leave at .26 and .53 minutes past the hour, from platform 3. There are two possibilities with a difference of 21 minutes travel time!

Possibility 1: Buy a (return/roundtrip) ticket to Tilburg. You exit the train in Eindhoven (track 5) and change train (track 6) to Tilburg (final destination of the train is Den Haag central station). Exit in Tilburg and find on the bus platform: bus # 137 or #169. Total travel time: 2 hours 3 minutes.

Possibility 2: Buy a return(roundtrip) ticket to 's Hertogenbosch. Take the same train to Alkmaar from platform 3, and exit in 's Hertogenbosch. Find the bus platform and take bus #137, #168. Total travel time: 2 hours 24 minutes.

Please realize that the Efteling is very big and you may not be able to see it all in one day.

Note on bus tickets.

The system of buying bus tickets changed in 2011. Dutch people have an "OV-Chip card", an electronic card. Please inform at the railway station (information kiosk) or with the bus driver, where you can buy a bus ticket. When you need to buy an OV chip card, be sure to buy a card with at least € 20 value. When you enter the bus hold the card against the validation unit (sign-in) and when you leave the bus hold the card against the validation unit at the exit.





Park access

The Efteling is open daily from 10AM to 6PM.

During the period of July 11th until August 28th from 10AM to 8PM.

On July 16,23,30 and August 6,13,20,27 the park is open from 10AM to 12midnight.

Please note that the busiest period is in July and August. Expect additional waiting time at some attractions during this period.

Entrance fee

Park entrance fee is € 32 per person.

The entrance fee includes access to the park and all attractions, but excludes food, drinks and gifts.

Suggestion:

To avoid the sometimes long lines at the ticket booth, you can buy your ticket online.

Go to <http://www.efteling.com/EN/EN-Home/thepark/thepark-Entreebewijzen.html> and order your tickets for the reduced price of € 26 each.

(note: when ordering tickets online be sure you can print the ticket!)

When you arrive by car and booked your entrance tickets online, get the parking ticket from the vending machines at the ticket booths when you depart the park. Don't wait in line at the ticket booths when you arrive! You can bypass the queues and enter the park directly through the gates on either side of the ticket booths.

Acknowledgements:

Many thanks to John for the final correction of this document.

Thanks to my good friend Erik and his girlfriend Ivy who spent a day in the park to verify the walk.

Photo's/maps:

- Efteling hotel (page 3) Pardoes (page 5) and Pagoda (page 24) taken from www.efteling.nl
- Efteling maps throughout the document (partial): copies of the map available at the park entrance.
- Text in the old scrolls: Description of attractions, taken from the English version of the Efteling website <http://www.efteling.com/EN/EN-Home.html>
- Cover of Wonderland DVD and snapshots of various numbers taken from the Wonderland DVD of André Rieu.
- Picture of Anton Pieck (page 33) taken from <http://www.antonpieckclub.demon.nl>
- Sonja Harper for her story about "Holle Bolle Gijs", see page 27
- All other pictures taken by Ruud and Ineke.

The Wonderland walk

We have compiled a walk through the park, leading past as many places as possible. Without all those colorful floodlights and night scenery and with heaps of other visitors, these places look quite different during the day!

Our Wonderland walk is just a suggestion. There is much more to see and do in the park. Visit any attraction you like, not just the ones we suggest or describe.

The map below gives an overview of the Wonderland walk.

At different points in this document we have more detailed maps. On those maps, places of interest are marked in blue circles.



Efteling grand entrance




We start our walk at the bottom center of this map, just in front of the main entrance.

Pass the ticket booths and immediately -before the souvenir shop- turn right, and walk straight to the "Efteling Theatre".

The Efteling has a unique entrance building, which is a landmark for the entire park. Many shots of the JSO in front of the Efteling Theatre were taken from a highly placed camera just outside the park, peeking over this building. The building itself houses the ticket booths.



The “Efteling Theatre”



The stage on which the JSO performed was right in front of this theatre.

In part 1 of the fairytale road soap, you'll notice the disbelief on the face of Olaf Vugts, the director of the Efteling, when André asks if the huge round planter with tulips can be removed. Next you see heavy equipment clearing this structure. The "hole" was temporarily covered with some pavement, but to our surprise, in April 2008 we noticed that the pavement was replaced with a large Efteling logo.



Have a good look at the whole theatre complex and specifically the houses to the right, which contain the restaurant of the theatre. In front a nice statue of a Jolly Joker.



Walk past the left side of the theatre and follow the lake shore. Pass at the side of the attraction "Fata Morgana" and then turn right onto the square in front of this building.

Salomé and the Sabre Dance

Not only the songs "Salomé" and the "Sabre Dance" were shot at this square, but also part of "Thus spoke Zarathustra", the opening number on the DVD.

The crew responsible for the props and decorations did a fantastic job, turning the square into a real Persian Market. Sorry, elephants and belly dancers are no longer present....





In "Thus spoke Zarathustra", you see a line of trumpets three times, and then a set of doors being opened. All three scenes are shot at different locations in the park. The second scene was shot at this square, where they used the doors of the tower on this square. This can be seen on the picture above, taken from the fairytale road soap, part 6.



Scenes from
"Salomé" (top)
and the "Sabre
Dance" (right).

If you have time
and do not mind
the possible
queue, then this
attraction is worth
a visit.



Swan Lake

Leave the square (keeping to your right) and cross the railroad tracks (see the map on page 7).

If you are lucky you may see one of the steam trains which drive around the park. The oldest locomotive (called "Moortje") was built in 1908! You may also see "Aagje" (1911), "Neefje" (1914) and "Trijntje" (1992). There are two railway stations in the park, where you can hop on or off the train.

Turn left and keep the railroad tracks and lake shore to your left.



Two dancers of the Vienna Opera Ballet (Jürgen Wagner and Simona Noja) performed the famous moderato of the "Swan Lake" ballet on a scaffold, built into the lake.

This scaffold was built at the end of the lake shore (indicated on the map, page 7).

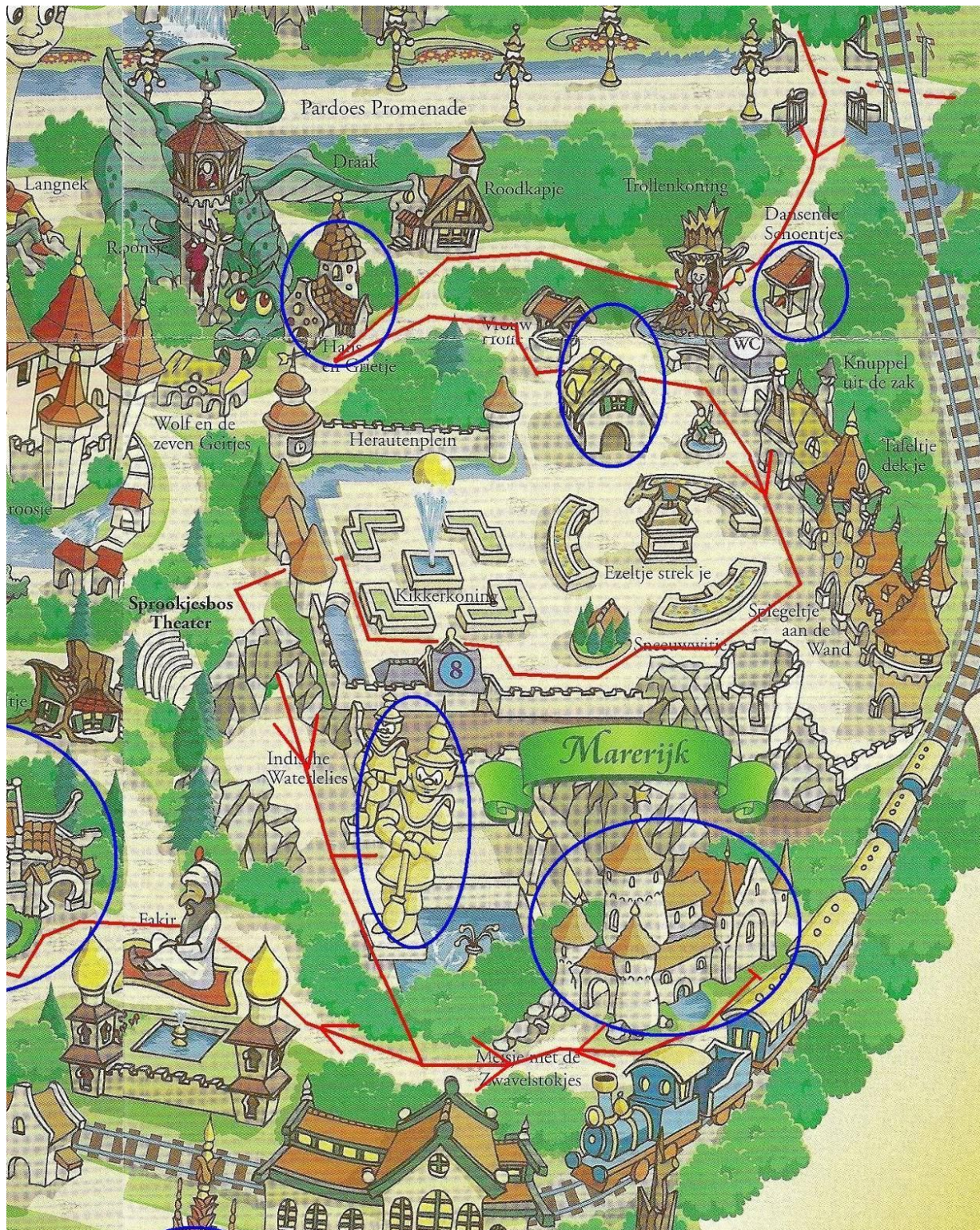


At the end of the lake shore, walk straight on into the fairytale forest ("Sprookjesbos").

Do not turn left to cross the railroad tracks again, for this will lead you to the exit and there is much more to see.

The fairytale forest.

This is one of the oldest sections of the park. Throughout a small patch of forest, several well known fairytales have been brought to reality here.



Information about all the fairytales in this forest can be found at:

<http://www.efteling.com/EN/EN-Home/thepark/thepark-Attracties/Attracties-Sprookjesbos.html>

Before we go to the houses of Mistress Holle and the candy house of the witch (Hansel and Gretel), first take a few steps to your left.

Here you find a smaller attraction of the dancing red shoes. (*map: Dansende schoentjes*). As children we were amazed, as to how those shoes could dance atop a table.



Her cheeks flushed from dancing, Karen decides to sit down for a moment. Laughing, she pulls a chair towards her. But what now? The red shoes don't want to sit down at all! They want to dance, and they do. They dance, and dance, and dance. First a waltz, and then a foxtrot. They dance on. Look! There goes poor Karen. She dances through the city streets. Past the churchyard and the flower shop. Over the market square, straight across ditches and meadows. Until she is completely exhausted. The red shoes dance on. They have Karen in their power...

There is a one-way route through the forest. The map on page 12 is not accurate. Follow the suggested route and pass "Troll King", "Rapunzel", "Irritable Dragon" and "Wolf and the seven Goats" to reach Hansel and Gretel.

Hansel and Gretel (1)

Carmen Monarcha and Carla Maffioletti sing two beautiful duets: "Little brother dance with me" and "In the evening when I lay me down to sleep".

In the first part of "Little brother dance with me", Hansel and Gretel (Carmen and Carla) dance in front of two different houses. First in front of the house of "Mistress Holle" and secondly in front of the "real" Hansel and Gretel house.

The second half of this song is shot in the area of the "Laaf people". We will visit this "Laaf Country" further down the walk, see page: 19

First we see the "Hansel and Gretel" house (pictures on the next page).

You may see youngsters frantically turning the knob of the entrance gate. This activates the witch inside the house to tell her story.

Continue the walk until you reach the well of "Mistress Holle" (*map: Vrouw Holle*).

Behind this well you will see her house.

If you call her loudly, she may appear in the top window, waving her quilt so hard, that dust flies around.

Note: This story is all about a little girl who falls into the well in front of Mistress Holle's house. Not only have a look at this house, but have a peek in the well also.



House of "Mistress Holle"

Hanneke suddenly loses her balance and she falls forwards into the well. She falls and falls and falls...until she lands on something soft. She decides to wander round a little. She walks past a shop with a sign saying "Bakery". Then she suddenly hears a chorus of tiny voices. "If you have nothing to do, take us out, for we are burning!" The voices belong to at least a hundred loaves of bread lying in an oven, their crusts dark brown. Hanneke takes them out carefully one by one. "Merci! Merci!" the loaves say, because some of them are croissants. Then she reaches Mistressss Holle's house...



House of "Hansel and Gretel"

Exhausted and hungry, they walk on through the forest. Until suddenly Hansel cries, "Gretel, I see a house." Gretel runs happily to her brother's side. It is a house. And what a house! The roof is made of marzipan sprinkled with liquorice and toffees. The walls are of gingerbread. The gate is made of shortbread and the sugar windows glitter in the sun. Hansel starts by breaking off a corner of the gate. Then he eats his way towards the house by eating the chocolate doorstep. Gretel is just putting a piece of the roof into her mouth when they hear... "Who is that nibbling at my house?"



Pass the house of Mistress Holle on the left side and walk to the square with the donkey. Feed the donkey € 0.50 on his "rear" side, and see what happens.... Explore the various little attractions on this square then leave the square at the opposite side through the arch. Then immediately turn left towards the "Indische Waterlelies" (Indonesian Water lilies).

In 1966, this attraction was a gift from the Belgian queen Fabiola to the park. A nice five minutes show. Before her marriage to King Boudewijn of Belgium, she had written a book with twelve fairytales, of which the "Indian Waterlilies" was one of them. When leaving this attraction, pass "Tom Thumb and the Giant's boots". The path will now make a sharp U turn to the left. Pass "Rumpelstiltskin" and head towards the castle like building of "The Little Match Girl" (*map: Meisje met de zwavelstokjes*).

Solveig's song

This beautiful piece from the "Peer Gynt Suite" was sung by Mirusia. After many lessons she got to operate the spinning wheel (see the road soap), she hardly touched it...

This building is also used in the number: "The old castle" (see page 26). After Jürgen wakened Snow White with a kiss, they leave on a white horse. That scene was shot in front of this building.

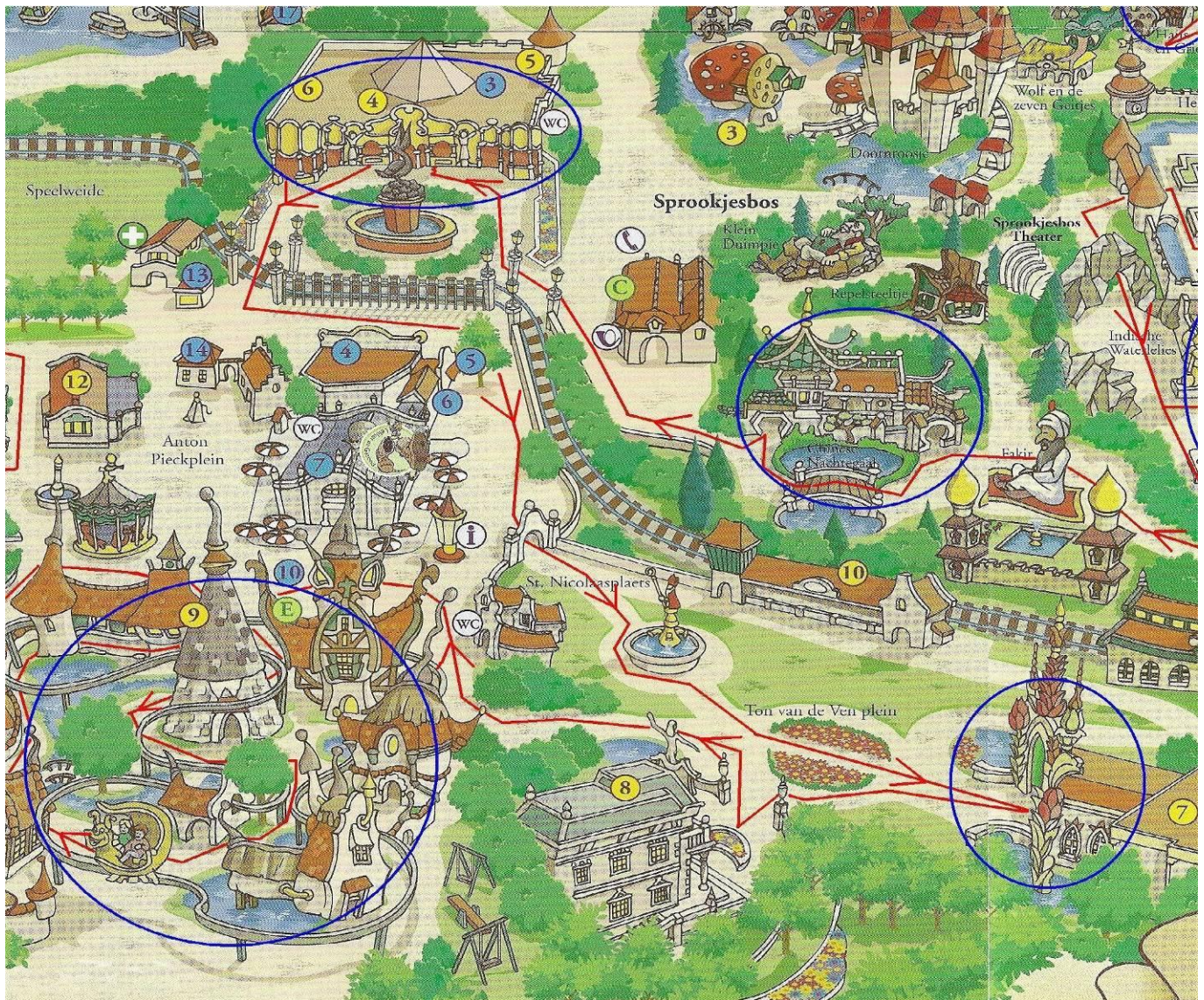


In a wintry street, a small girl is huddled in the snow. A life of poverty and despair, no loving arms, no tender care ... To warm herself up, the girl lights one of her matches ... In the light of the match, she sees a vision...




Keep to the left and walk straight on to the Fakir. Watch him fly on his carpet and see the magic touch he has on the (purple André Rieu??) tulips below. After the Fakir, keep to the left and head towards the Pagoda (*map: Chinese Nachtegaal*)

The only thing I care about (Blauen Pagode) and Somewhere over the Rainbow



When you pass the Fakir, you see a pagoda like building in front, used as the décor for the "Blauen Pagode". To the left, the small garden house and bridge used by Suzan Erens in the song: "Over the rainbow" (map: *Chinese Nachttegaal*). You even can stand on this little bridge and pretend you are Suzan...





A little grey nightingale sings for the Emperor every day. Then the Emperor is sent a small artificial nightingale, which always sings the same beautiful song. The Emperor thinks it is wonderful, and listens each day to the artificial nightingale. The little grey nightingale feels it is no longer needed, and decides to return to the palace gardens. But one day, the artificial nightingale breaks down. The Emperor has no more music, and starts missing the little Chinese nightingale. He becomes very ill and almost dies. But then the sparkling song of the little Chinese nightingale is heard from the window. It has returned and drives away death.



Waltz Medley (Clog Dance)

After visiting the Chinese (or is it Japanese...) Pagoda, turn right.

In front of you, you will see the building of the "Steam Carrousel".

In this building the Clog Dance was shot (map: ④ or "Carrousel paleis")

The steam carrousel was placed in the Efteling in 1953, but it is over a century old!



Exit the steam carrousel palace. Walk past the fountain on the square and cross the railroad tracks. Turn left and follow the tracks until you see an arch where you can enter the "*Sint Nicolaasplaets*". Look at the statue you find here. Saint Nicholas! Imagine how in the 1930's Coca Cola turned this guy into Santa Claus.... More on this story can be found at:

<http://www.snopes.com/cokelore/santa.asp>



Tara's Theme

Pass the statue and walk straight ahead to the building called Dream flight / "Droomvlucht" (Map: ⑦). During the opening number of the DVD and throughout Tara's Theme, you see shots of floating castles and elf like creatures. They can all be found inside this attraction. We recommend visiting this attraction.



When you exit the attraction keep to the left of the square, passing the attraction "Villa Volta" (map: ⑧). This attraction was not used for the DVD. If you don't mind that your sensory perception is fooled, have a look inside. But don't come back with stories like "the whole building turned upside down..."

Hansel and Gretel (2)

Earlier on page 13 we visited the houses of Hansel and Gretel and Mistress Holle. These houses were used in the first part of the song "Little brother dance with me".

In the second half of this song Carmen, Carla and the children of the German musical group "Volksmusik Spatsen", continue their journey in the "Country of Laaf".

When exiting or passing Villa Volta, walk towards the children's playground. Keep the playground to your left. And follow the wall. Now enter "Laaf Country" (map: ⑨) through an arch on your left.



Carmen, Carla and the children at the entrance of Laaf Country.

When you roam around in this area, take a look at all the names, including those on the cars of the 450 meter long monorail. Everything starts with an "L".

The Laaf school building
"Het Leerhuys"
(house of study)



Their names are Leut, Loer or Link. Or Lijs and Liflaf. Lui, Lok. And don't forget Lot, the ancestral mother. The Laafs took millions of years to reach Efteling. And now they are here for good! They are jolly, joking types, the people of Laaf. If you've ever tried a glass of Laaf Lurk beer, then you'll know why. Not that they are lazy folk, the Laafs. Apart from Leut, that is, who makes an art of it. No, the Laafs are hard workers. They work and play, go to school, and nibble Larie cakes and Liflafs. Come and see them in Efteling.



Take your time to explore this nice country. When done, leave this area again and turn left into the Anton Pieck square.

Anton Pieckplein

This square is named after the person who was responsible for the creative designs of the original park. His work can be seen in the fairytale forest, but his spirit lives on in the design of the newer attractions. On this square there is a small museum (map: **12**), we suggest you to have a look. Here you can see some of the original design drawings he made and some background on the history of the park. See also page 33 for more information on Anton Pieck.



Waltz Medley and This land is Mine

The Anton Pieck plein (Anton Pieck square) is used as the background for various songs: "Tulips from Amsterdam" and "Snow Waltz" (both part of the Waltz Medley) and "This Land is Mine", sung by the Three Tenors.

The row of houses on the far end of the square are used in the Waltz Medley, while the carrouseles can be seen in This Land is Mine.

The square is rather big and can be busy.



The row of houses at the far end of the square.



André in love?

On a hot summer evening, our gossip reporter captured André in an amorous pose with the grandmother of Little Red Riding Hood...



Walk past the row of houses and leave the square again. Then turn left twice. This square is presided over by a big bird of the attraction "Vogel Rock". A roller coaster in the dark. We are heading for "Carnival Magic", the big clown to the left.

Carnival Magic

A joyful attraction with nice music, inspired by Disney's "It's a Small World".
If only the Efteling would use André's version of this song in the attraction...
The original music is a bit slow, and currently we live in a more upbeat world.



It's party time in Mexico. And in France, England, China, Africa, Alaska, the Netherlands and Portugal. Don't forget Germany and Italy. The whole world is celebrating! In Carnival Festival, hundreds of puppets lead you from one festival to the next. In just a few minutes, you travel all over the world; one moment you are in Alaska, then it's China, and then Paris... The cheerful puppets display their national costumes and show you something of the customs and traditions of their countries. After your journey around the world, the cheerful music will go on echoing through your head...



When exiting Carnival Festival, you will have two options to go to the next location.

1: Walk towards the lake and follow the path along the left bank, passing those little trains as seen on page 2. After the trains, turn left and pass between the two kiosks onto the next square.



2: Walk towards the lake and follow the right bank. In front of you, you may see a Thai Pagoda rising 45 meters (50 yards) in the air. Have a ride and enjoy a magnificent view of the park.

Now follow the lake shore again, and turn left at the bridge, crossing the island. Leave the island again. Continue straight on and pass between the two kiosks onto the next square.

On this square, you will find a big swing in the form of a ship, named "De Halve Maen" or The Half Moon (map: **22**). Half Moon and Flying Dutchman were ships of the VOC (East India Company, 17th century), and historic Dutch legends.

The Second Waltz

The song which made André and the JSO famous all over the world.

In episode 1 of the fairytale road soap, Pierre mentions that he will swing the JSO for two hours on this attraction, until they are sick.....



Do you have a strong constitution? And what about your stomach? Then why not try pirate ship De Halve Maen? Good luck! De Halve Maen (1982) is the biggest swinging ship in the world, and was included in the Guinness Book of Records in 1988.



From our own experience, it does not take two hours to get sick, so be warned!

After this swing, walk around the attraction "Polka Marina" (map: **(24)**) and head for the newest attraction in the park "De Vliegende Hollander" ("the Flying Dutchman").

It is not uncommon to find a long queue, but again it is worth waiting for.

Yes, after a short ride, your little boat ends up in the water, but you will not get wet (pity on a hot summer day...)



The Old Castle


The impressive buildings of the Flying Dutchman formed the dramatic backdrop for the number "The Old Castle". This piece comes from "Pictures at an Exhibition" written by M. Mussorgsky.

As a boy, André had a fairytale book. Ever since he's dreamt about Snow White in her coffin, waiting for her prince to wake her up.

In this piece you see André's dream (read: fairytale) come true... in the Efteling.



I will sail, even if I have to sail to Judgment Day...! In 1678, Captain Willem van der Decken sailed out of the harbor against all the rules and sealed his own fate. His fabulous ship was cursed and changed into a mysterious, fiery ghost ship that is doomed to sail the seven seas for ever as "The Flying Dutchman"... In this new, sensational Efteling attraction the legend comes to life. Step into the longboat, but be careful... escape the curse of the Ghost Ship.



We are now at the end of our walk through the Efteling. From here you can continue to wander around the park or head back to the exit.

We hope that you had a good time in the park.

Appendix A: Holle Bolle Gijs

The Efteling is one of the cleanest amusement parks on this planet.

From its very beginning, the park was dotted with figures called "Holle Bolle Gijs".

Typically this character calls: "Paper here" and when you feed him some rubbish, he will thank you politely. (??? he also burps and breaks winds....)

Not even the leaves on the trees were safe because of his appetite...

Over the years numerous Gijs figures have been placed throughout the park.

A few weeks after André recorded his DVD in the Efteling we visited the park again.

This article can be seen at:

<http://www.andrerieutranslations.com/inspired-fans/Adventures/Efteling-visit.html>

Sonja Harper, who hosts the website www.andrerieutranslations.com did some research on the Gijs figures and wrote a very nice article about this creature.


The original article (with many more pictures) can be found at:

http://www.andrerieutranslations.com/news_and_Misc/Gijs.html

Below a copy of this article (written by Sonja):

One of my most fun memories of the Efteling is Gijs, the paper Gobbler. When I was young there was only one Gijs, but Gijs' family has joined him in the Efteling.

The park the Efteling is kept clean with an ingenious waste disposal system: throughout the park, 11 talking waste disposers are placed, designed by Anton Pieck and Ton van de Ven. This system has since been copied by other large theme parks. Children and adults take trash and old leaves, from the ground, or even from other waste baskets, and stuff them in the mouth of Holle Bolle Gijs just to hear the gobbler talk to them.



Holle Bolle Gijs

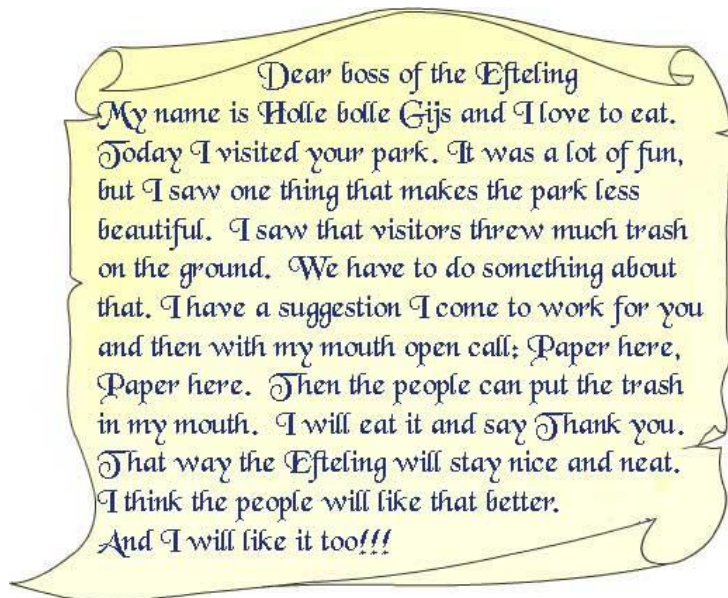
The original Holle Bolle Gijs is from 1958. He is on duty at the playground of the Efteling so they also call him the Playground Gijs.

The principle of this glutton works so well that the Efteling had to put a fence around the gardens near the playground to protect the bushes. The area near the playground stayed so clean that leaves are pulled from the bushes to feed Gijs.

Holle Bolle Gijs calls for: "Papier hier, papier hier" (Paper here) and when you do 'feed him' he makes a gobbling sound and politely says "Dank u wel, Dank u wel" (Thank you). Here the gnome does not talk.

The Efteling came up with a story: The story goes that a very long time ago Holle Bolle Gijs was visiting the Efteling. He was very interested in seeing it all and he really enjoyed himself. Now as we know Holle Bolle Gijs loves to eat. He watched the people to see what he would want to eat and he was shocked to see how many people threw their trash on the ground. It made him sad, such a beautiful park, so many fun things to experience and then that mess on the ground.

When Holle Bolle Gijs returned home he had an idea and he got pen and paper and started to write:



The boss of the Efteling thought that a great idea and asked Holle Bolle Gijs to move in as soon as possible. As we know it is a great success and the park stays super clean and Holle Bolle Gijs gets to fill his tummy.

By 1967, the Efteling was growing rapidly and many new places to eat had sprung up. So there was a need for additional "Gijsen".

The family of Holle Bolle Gijs

Holle Bolle Gijs so loved his new job that he wrote a letter to his family. He wrote how he worked in the Efteling and all he had to do was eat!

Wow, "I want that too", said his family. Since the park was getting bigger and bigger, the boss of the Efteling invited the whole family and since then the whole family Gijs lives in the Efteling. The all have their own spot, so they keep the whole the Efteling clean.



Wagen Gijs (wagon Gijs)

In 1967 Wagen Gijs arrived. He has a bit larger vocabulary and says: "Come on, I love it so much, boys, go look for some..... He thanks in German, in Dutch and French.

"Danke schön, oh, wat lekker! Merci."

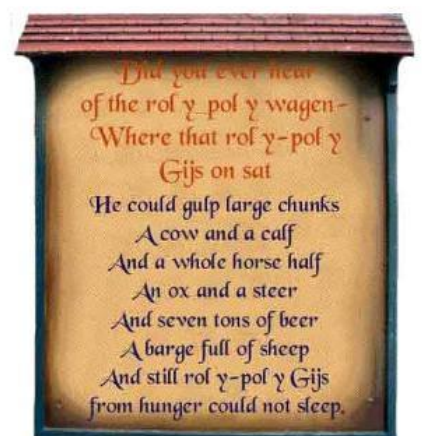
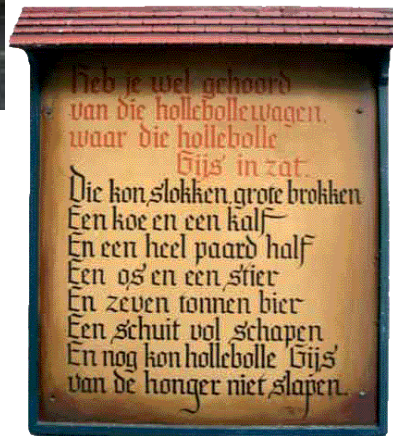
Wagen Gijs was followed by Yawning Gijs.

Yawning Gijs arrived in 1968



Geeuwende Gijs (Yawning Gijs)

The gnome on the roof, bends over the house, points to Gijs and says: "Paper here, Paper here A yawning Gijs says sleepily, Thank you very much, Thank you Thank you (farts) Oh, excuse me... At the Yawning Gijs you will find the children's song which actually was the inspiration for Gijs.



Baby Gijs



In 1968 Baby Gijs joins the family. You can find him at the nostalgic playground near the Carousel.

Baby Gijs is also called Gijsje ("je" is the Dutch diminutive)

Baby Gijs moans and whines, he whimpers for food. Saying: "Yummie, Yummie".

Opa Gijs. (Grandpa Gijs)

The oldest member of the Gijs family gets the worst of it before he appears in the Efteling. Buried on the "Herauten square" he does not seem to find peace.

On the grave marker it reads:

"Here lies Grandfather Gijs,
He lives no longer,
But he never gets rid of his hunger"

Whether the family Gijs comes from the South is not known, but the word "Venlo" (a city in the southern part of Holland) on the tombstone, would imply it.



The crow on the tombstone screeches: "Papier hier", and with a very deep voice Grandpa Gijs says: "Thank you. An echo is even added to the voice, so it sounds like it comes from the crypt. Grandpa Gijs and his grandson Yawning Gijs, have the same good manners, they both apologize for human failings. Grandpa once in a while burps -with much echo- and he will say: Excuse me.



Moeder Gijs / Tweeling Gijs (Mother Gijs also known as Twin Gijs)


In 1971 Mother Gijs, also known as the twin Gijs was designed as a double trash can. Both babies have their mouth wide open for trash, like baby Gijs. But in this case both of them whine, moan and cry for trash. They do say: "Lekker, Lekker, Lekker" as a thank you. ("Lekker" means that it tasted good).

Buccaneer Gijs

Joined the rest of the family in 1973.

This member of the family is the most disciplined, no roly-poly tummy for Buccaneer Gijs, but a slim and trained body. His uniform starched and pressed. Buccaneer Gijs rather shoots balls of paper away with a deafening bang.

He is also known as Captain Gijs. He says: "Paper there, Paper there" and if you throw some trash in the cannon, it will go off with a loud bang.





Matroos Gijs (Sailor Gijs)

Came to the Efteling in 1980.

Not very disciplined, he is even the largest glutton of the family. The verse with Sailor Gijs reads: Gijs, he is cross eyed from hunger, and will swallow everything through his throat. So feed him, do not wait any longer.

He yells: "Hey!!! Paper here, Paper here. Thank you very much, thank you".

Inca Gijs

From 1983.

The strangest Gijs is without a doubt the Inca Gijs. He must be a very distant relative. Historical correct, but not really a children's friend and not really nice. It is from origin a Chac Mool: a stone altar with an offerings dish for human hearts. It was used by the Maya's in the North of Yucatan. Thank goodness that they trained this fellow well and these days he is utterly satisfied with the trash of the restaurants in the area.

He calls: "Paper.....Here.....Paper.....Here....."



Tiroler Gijs



In the park since 1988.

This distant cousin from Austria has done a good job adapting to the park. With his fake accented, German he tries to tempt people to put their leftover fries and other trash into his mouth. "Jah? Ha-lo! Ha-lo! Bring your paper here!" The "thank you" is in the same style: "Danke schön" (German). This makes the Tiroler Gijs the only Gijs who mainly speaks in a foreign language. The original idea was to make the Inca Gijs speak Spanish, but that did not happen.

Gijs says things like: "Kannst du mich Papier bringen? Hallo? Papier, sage ich. Leute, Papier bringen! Danke schön, Danke schön". (German).

(Can you bring me paper? Hallo, Paper, I say. People, bring paper? Thank you, thank you)

Then the Gijs family decided to also have their pet hippo help out with all the work to keep the park clean. In 2002 when the Efteling opened a new toddler area, Nijltje became the choice.



Nijltje in het teiltje (Hippo in the washtub)


Nijltje is a purple Hippopotamus in a bubble bath. In the tub is also his duck snater. He is without a doubt the most talkative of the family Gijs. Among other things the duck says: "kwek, kwek, kwek, hey, hallo, is there here any paper on the ground? Please put it then here, in Hippo's mouth, he likes it".

A very funny piece of the sound track; once in a while the hippo starts to sing with the text: "Oh, what is it

wonderful to be a paper-here-Hippo".

Note: The Dutch word for Hippo is "Nijlpaard", literally translated as "Nile horse". So the paper here hippo's name means "little Nile".

Appendix B: Anton Pieck



Anton Franciscus Pieck (1895 - 1987), was a painter, artist and graphic artist. His works are noted for their nostalgic or fairytale-like character and are widely popular, appearing regularly on cards and calendars.

From 1912 to 1960 he worked as a graphic/drawing teacher at two high schools in Holland.

In the early 1950's, Anton Pieck was asked to assist in the design of a fairytale forest, which would become the "Efteling".

Until the mid 1970's, Anton Pieck was attached to the Efteling as chief designer. In 1965 Ton van der Ven joined the park and became his assistant. In 1975 Ton van der Ven became the chief creative designer of the park. He is responsible for many of the larger attractions outside the fairytale forest.

More on the life and work of Anton Pieck can be found at the following websites:

<http://www.antonpieckclub.demon.nl/welcome.htm>

http://en.wikipedia.org/wiki/Anton_Pieck



Some examples of
Anton Pieck drawings.



A copy of the
original design
for the "Wagon
Gijs". Left how it
appears today in
the Efteling.



Appendix c: *WALT DISNEY* and the Efteling

Who was first: Walt Disney or the Efteling?

Are there links between the Efteling and the Disney parks?

There are a lot of myths about the possible connection.

Before Walt Disney founded his park in Anaheim in 1955, he visited Europe a few times. In 1951 he visited "Tivoli" in Copenhagen. During the same trip he also visited Holland. Painstaking research revealed that he only visited Amsterdam and did not have any contact with the founders of the Efteling, or with Anton Pieck. The Efteling opened in 1952, one year after his visit.

In his notes, Walt Disney mentions that Tivoli was a great source of inspiration for him.

Reinoud van Assendelft de Coningh, a former PR man for the Efteling, says he may be responsible for the story of Walt Disney visiting the Efteling.

In an interview with journalists he said: "there *may be* a possibility that Walt Disney visited the Efteling during his stay in the Netherlands".

A little while later during a plane trip, Reinoud read this interview in a magazine for amusement parks and noticed that the "may be" part had disappeared from the story. A legend was born...

In 1992 the Efteling received the Applause award, the most prestigious award in the amusement park industry. This award was presented by Ted Crowell, vice-president of Disney at that time. In his speech he mentioned "...the Efteling really had to be a fantastic park, for it was here that Walt Disney got much of his inspiration..."

Let this legend live on forever!

And yes, today there are strong contacts between Disney and the Efteling.

Before the opening of Disneyland Paris, there were many visits by Disney to the Dutch (and other European) amusement parks to study the European way of working.

In his biography, Michel Eisner (CEO of Disney), mentions that in 1988 he visited the Efteling and Tivoli. Like Walt, unfortunately he favored the last park....

Ton van der Ven, for a long time the creative designer of the Efteling, had contacts with the creative ("imagineering") department of Disney too.

Sometimes Ton was referred to as the best "imagineer" outside of Disney.

More on the link between Disney and the Efteling can be found at the (Dutch) site:

[www.wonderlijkewcweb.org/losse artikelen/walt_in_efteling/vanalles-walt.htm](http://www.wonderlijkewcweb.org/losse_artikelen/walt_in_efteling/vanalles-walt.htm)